

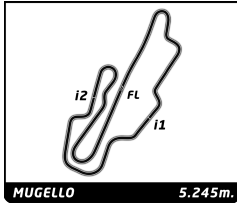
## Mitjet Italia Racing Serie Mugello Racing Weekend Race 1 (20 Minutes)

### Starting Grid

2:15.214 <b>Maia MENEGHIN</b>	Not Only Motorsport	<b>20</b>	- 13 -	<b>2</b>	BD Racing	Gherardo SCARABEL	2:18.950
2:11.378 <b>Thomas LAISNE</b>	MV2S	<b>64</b>	- 12 -	<b>111</b>	One Racing	Mikhail MAKAROVSKI	2:11.811
2:11.038 <b>Massimo ZANZOTTERA</b>	DC Racing	<b>83</b>	- 11 -	<b>80</b>	GRT Motorsport	Danilo MEDICI	2:11.285
2:09.885 <b>N.M</b>	DC Racing	<b>87</b>	- 10 -	<b>19</b>	GRT Motorsport	Pascal CARDINALE	2:10.186
2:08.872 <b>Alessandro GIROTTI</b>	BD Racing	<b>3</b>	- 9 -	<b>57</b>	Costa Ovest	Agostino ROSSETTI	2:09.704
2:08.554 <b>Alessandro FERLONI</b>	DC Racing	<b>115</b>	- 8 -	<b>58</b>	Costa Ovest	Francesco COSENTINO	2:08.722
2:07.987 <b>Giampaolo ORLANDI</b>	Costa Ovest	<b>56</b>	- 7 -	<b>110</b>	DC Racing	Alessandro CREMONA	2:08.319
2:07.906 <b>Ian ROCCA</b>	GRT Motorsport	<b>43</b>	- 6 -	<b>34</b>	Italcar Motorsport	Francesco MALVESTITI	2:07.958
2:07.335 <b>Nicola SCHILEO</b>	GT Talent	<b>48</b>	- 5 -	<b>13</b>	Set Up	Simone MONFORTE	2:07.901
2:07.033 <b>Jody LAMBRUGH</b>	DC Racing	<b>86</b>	- 4 -	<b>53</b>	GT Talent	Giacomo PEDRINI	2:07.042
2:06.772 <b>Davide GAGGIANESI</b>	GRT Motorsport	<b>18</b>	- 3 -	<b>1</b>	Not Only Motorsport	Filippo TORNAGHI	2:06.932
2:06.628 <b>Gabriele TORELLI</b>	Costa Ovest	<b>59</b>	- 2 -	<b>25</b>	Wolfhound	Giuseppe FORENZI	2:06.687
2:06.379 <b>Pier Andrea DEMARCO</b>	GT Talent	<b>90</b>	- 1 -	<b>23</b>	GRT Motorsport	Alberto NASKA	2:06.604

Pole

<b>Stewards:</b> Maria Grazia ARBERI CSAI 26127	Gianluca NATALONI CSAI 338031	Antonia MARMILLATA CSAI 371681	<b>Timekeeper:</b> Andrea RAPI
---	----------------------------------	-----------------------------------	-----------------------------------



## Mugello Racing Weekend

### Mitjet Italia Racing Serie

#### Race 1 (20 Minutes)

### Final Classification

No Drivers	Team	Car	Cl.	Laps	Total Time	Gap	Kph	Best Lap		
								Lap	Time	Kph
1 59 <b>Gabriele TORELLI</b>	Costa Ovest	MITJET 2L		8	<b>22:08.538</b>	-	113.7	5	<b>2:09.165</b>	146.2
2 90 <b>Pier Andrea DEMARCO</b>	GT Talent	MITJET 2L	G	8	<b>22:08.959</b>	+0.421	113.7	6	<b>2:09.294</b>	146.0
3 18 <b>Davide GAGGIANESI</b>	GRT Motorsport	MITJET 2L	G	8	<b>22:09.163</b>	+0.625	113.6	5	<b>2:09.082</b>	146.3
4 25 <b>Giuseppe FORENZI</b>	Wolfhound	MITJET 2L	J	8	<b>22:11.773</b>	+3.235	113.4	4	<b>2:09.384</b>	145.9
5 53 <b>Giacomo PEDRINI</b>	GT Talent	MITJET 2L	J	8	<b>22:11.989</b>	+3.451	113.4	6	<b>2:08.979</b>	146.4
6 43 <b>Ian ROCCA</b>	GRT Motorsport	MITJET 2L		8	<b>22:12.424</b>	+3.886	113.4	6	<b>2:08.854</b>	146.5
7 48 <b>Nicola SCHILEO</b>	GT Talent	MITJET 2L	G	8	<b>22:12.907</b>	+4.369	113.3	6	<b>2:09.332</b>	146.0
8 3 <b>Alessandro GIROTTI</b>	BD Racing	MITJET 2L		8	<b>22:13.130</b>	+4.592	113.3	6	<b>2:09.003</b>	146.4
9 34 <b>Francesco MALVESTITI</b>	Italcarr Motorsport	MITJET 2L	G	8	<b>22:13.859</b>	+5.321	113.2	5	<b>2:09.468</b>	145.8
10 115 <b>Alessandro FERLONI</b>	DC Racing	MITJET 2L		8	<b>22:14.407</b>	+5.869	113.2	6	<b>2:09.699</b>	145.6
11 23 <b>Alberto NASKA</b>	GRT Motorsport	MITJET 2L		8	<b>22:14.789</b>	+6.251	113.2	6	<b>2:09.502</b>	145.8
12 56 <b>Giampaolo ORLANDI</b>	Costa Ovest	MITJET 2L		8	<b>22:15.108</b>	+6.570	113.1	6	<b>2:10.072</b>	145.2
13 110 <b>Alessandro CREMONA</b>	DC Racing	MITJET 2L		8	<b>22:15.926</b>	+7.388	113.1	6	<b>2:11.620</b>	143.5
14 19 <b>Pascal CARDINALE</b>	GRT Motorsport	MITJET 2L		8	<b>22:17.675</b>	+9.137	112.9	6	<b>2:12.857</b>	142.1
15 20 <b>Maia MENEGHIN</b>	Not Only Motorsport	MITJET 2L	J	8	<b>22:18.433</b>	+9.895	112.9	5	<b>2:16.362</b>	138.5
16 86 <b>Jody LAMBRUGH</b>	DC Racing	MITJET 2L		8	<b>22:18.547</b>	+10.009	112.9	5	<b>2:08.928</b>	146.5
17 80 <b>Daniilo MEDICI</b>	GRT Motorsport	MITJET 2L	G	8	<b>22:18.591</b>	+10.053	112.8	7	<b>2:13.289</b>	141.7
18 57 <b>Agostino ROSSETTI</b>	Costa Ovest	MITJET 2L		8	<b>22:23.652</b>	+15.114	112.4	6	<b>2:11.171</b>	143.9
19 87 <b>N.M</b>	DC Racing	MITJET 2L		8	<b>22:25.006</b>	+16.468	112.3	6	<b>2:11.659</b>	143.4
20 111 <b>Mikhail MAKAROVSKII</b>	One Racing	MITJET 2L	S	8	<b>22:25.071</b>	+16.533	112.3	6	<b>2:10.892</b>	144.3
21 64 <b>Thomas LAISNE</b>	MV2S	MITJET 2L	G	8	<b>22:25.692</b>	+17.154	112.3	6	<b>2:11.197</b>	143.9
22 83 <b>Massimo ZANZOTTERA</b>	DC Racing	MITJET 2L	G	8	<b>22:27.088</b>	+18.550	112.1	6	<b>2:13.504</b>	141.4
23 2 <b>Gherardo SCARABEL</b>	BD Racing	MITJET 2L	J	8	<b>22:28.286</b>	+19.748	112.0	7	<b>2:19.459</b>	135.4
24 1 <b>Filippo TORNAGHI</b>	Not Only Motorsport	MITJET 2L	J	7	<b>22:41.956</b>	1 Lap	97.0	5	<b>2:09.734</b>	145.5
25 13 <b>Simone MONFORTE</b>	Set Up	MITJET 2L		6	<b>16:10.479</b>	2 Laps	116.7	5	<b>2:09.272</b>	146.1

■ **Not classified**

58 <b>Francesco COSENTINO</b>	Costa Ovest	MITJET 2L	G
-------------------------------	-------------	-----------	---

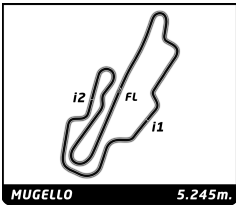
<b>Pole Position:</b>	P. DEMARCO	<b>2:06.379</b>	149.4 Kph
<b>Fastest Lap:</b>	Lap 6 Ian ROCCA	<b>2:08.854</b>	146.5 Kph

CAR 1 TIME PENALTY 25 SECONDS DUE TO STEWARDS DECISION NR. 13  
 CARS 64, 57, 83, 87, 111, 2 - TIME PENALTY OF 10 SECONDS DUE TO STEWARDS DECISION NN. 14-15-16-17-18-19

Published at: .....

Track Status: **DRY**

<b>Stewards:</b>			<b>Timekeeper:</b>
Maria Grazia ARBERI CSAI 26127	Gianluca NATALONI CSAI 338031	Antonia MARMILLATA CSAI 371681	Andrea RAPI



## Mitjet Italia Racing Serie

### Mugello Racing Weekend

#### Race 1 (20 Minutes)

### Final Classification by Class

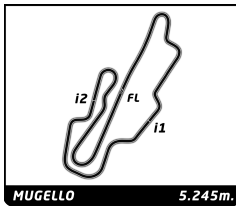
No Drivers	Team	Car	Laps	Total Time	Gap	Kph	Best Lap			
							Lap	Time	Kph	
<b>J</b>										
1 25	Giuseppe. FORENZI	Wolfhound	MITJET 2L	8	22:11.773		113.4	4	2:09.384	145.9
2 53	Giacomo. PEDRINI	GT Talent	MITJET 2L	8	22:11.989	+0.216	113.4	6	2:08.979	146.4
3 20	Maia. MENEHIN	Not Only Motorsport	MITJET 2L	8	22:18.433	+6.660	112.9	5	2:16.362	138.5
4 2	Gherardo. SCARABEL	BD Racing	MITJET 2L	8	22:28.286	+16.513	112.0	7	2:19.459	135.4
5 1	Filippo. TORNAGHI	Not Only Motorsport	MITJET 2L	7	22:41.956	1 Lap	97.0	5	2:09.734	145.5
<b>G</b>										
1 90	Pier Andrea. DEMARCO	GT Talent	MITJET 2L	8	22:08.959		113.7	6	2:09.294	146.0
2 18	Davide. GAGGIANESI	GRT Motorsport	MITJET 2L	8	22:09.163	+0.204	113.6	5	2:09.082	146.3
3 48	Nicola. SCHILEO	GT Talent	MITJET 2L	8	22:12.907	+3.948	113.3	6	2:09.332	146.0
4 34	Francesco. MALVESTITI	Italcar Motorsport	MITJET 2L	8	22:13.859	+4.900	113.2	5	2:09.468	145.8
5 80	Danilo. MEDICI	GRT Motorsport	MITJET 2L	8	22:18.591	+9.632	112.8	7	2:13.289	141.7
6 64	Thomas. LAISNE	MV2S	MITJET 2L	8	22:25.692	+16.733	112.3	6	2:11.197	143.9
7 83	Massimo. ZANZOTTERA	DC Racing	MITJET 2L	8	22:27.088	+18.129	112.1	6	2:13.504	141.4
<b>■ Not classified</b>										
58	Francesco. COSENTINO	Costa Ovest	MITJET 2L							
<b>S</b>										
1 111	Mikhail. MAKAROVSKI	One Racing	MITJET 2L	8	22:25.071		112.3	6	2:10.892	144.3

CAR 1 TIME PENALTY 25 SECONDS DUE TO STEWARDS DECISION NR. 13  
 CARS 64, 57, 83, 87, 111, 2 - TIME PENALTY OF 10 SECONDS DUE TO STEWARDS DECISION NN. 14-15-16-17-18-19

Published at: .....

Track Status: **DRY**

<b>Stewards:</b> Maria Grazia ARBERI CSAI 26127			Gianluca NATALONI CSAI 338031		Antonia MARMILLATA CSAI 371681		<b>Timekeeper:</b> Andrea RAPI	
---	--	--	----------------------------------	--	-----------------------------------	--	-----------------------------------	--



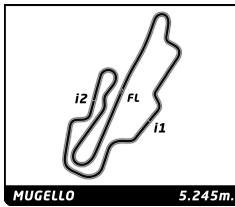
# Mitjet Italia Racing Serie

## Mugello Racing Weekend

### Race 1

## Lap Chart

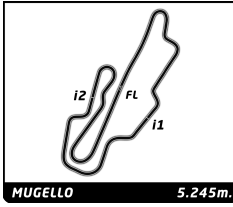
		Lap								
No	Pos	Grid	1	2	3	4	5	6	7	8
90	<b>1</b>	90	90	90	90	90	90	90	59	59
23	<b>2</b>	23	23	23	59	59	59	59	90	90
59	<b>3</b>	59	59	59	59	25	25	25	18	18
25	<b>4</b>	25	25	25	25	18	18	18	25	25
18	<b>5</b>	18	18	18	18	86	86	13	53	53
1	<b>6</b>	1	86	86	13	13	53	43	43	43
86	<b>7</b>	86	86	13	13	53	53	43	48	48
53	<b>8</b>	53	53	48	48	48	43	48	3	3
48	<b>9</b>	48	48	53	53	43	48	3	34	57
13	<b>10</b>	13	13	43	43	34	34	34	115	34
43	<b>11</b>	43	43	34	34	3	3	115	23	115
34	<b>12</b>	34	34	64	64	64	56	56	56	23
56	<b>13</b>	56	56	3	3	56	115	23	64	87
110	<b>14</b>	110	110	57	57	115	64	64	57	111
115	<b>15</b>	115	115	56	56	57	23	57	110	56
58	<b>16</b>	58	64	110	110	110	57	110	111	64
3	<b>17</b>	3	3	115	115	23	110	111	87	110
57	<b>18</b>	57	57	111	111	111	111	87	83	83
87	<b>19</b>	87	83	80	80	87	87	86	19	19
19	<b>20</b>	19	87	87	87	83	83	83	86	2
83	<b>21</b>	83	19	83	83	80	19	19	20	20
80	<b>22</b>	80	80	19	19	19	20	20	80	86
64	<b>23</b>	64	111	20	20	20	2	80	2	80
111	<b>24</b>	111	20	2	2	2	80	2	1	
20	<b>25</b>	20	2	1	1	1	1	1		
2	<b>26</b>	2								



## Mitjet Italia Racing Serie Mugello Racing Weekend Race 1

### Best Sector Times

Sector 1		Sector 2		Sector 3		No Team	Class	Ideal Lap	Best Lap
No Driver	Time	No Driver	Time	No Driver	Time				
1	1 F.TORNAGHI	43.587	25 G.FORENZI	38.600	25 G.FORENZI	45.585	1	13 Set Up	2:08.471 2:09.272 (7)
2	86 J.LAMBRUGH	43.837	90 P.DEMARCO	38.711	18 D.GAGGIANESI	45.634	2	18 GRT Motorsport	G 2:08.537 2:09.082 (5)
3	34 F.MALVESTITI	43.867	59 G.TOPELLI	38.716	59 G.TOPELLI	45.749	3	25 Wolfhound	J 2:08.698 2:09.384 (10)
4	13 S.MONFORTE	43.878	43 I.ROCCA	38.728	53 G.PEDRINI	45.769	4	43 GRT Motorsport	2:08.729 2:08.854 (1)
5	43 I.ROCCA	43.891	18 D.GAGGIANESI	38.767	13 S.MONFORTE	45.781	5	53 GT Talent	J 2:08.739 2:08.979 (3)
6	23 A.NASKA	43.915	13 S.MONFORTE	38.812	3 A.GIROTTI	45.888	6	1 Not Only Motorsport	J 2:08.769 2:09.734 (14)
7	3 A.GIROTTI	44.021	86 J.LAMBRUGH	38.904	90 P.DEMARCO	45.910	7	59 Costa Ovest	2:08.803 2:09.165 (6)
8	53 G.PEDRINI	44.053	53 G.PEDRINI	38.917	48 N.SCHILEO	45.935	8	86 DC Racing	2:08.883 2:08.928 (2)
9	115 A.FERLONI	44.084	1 F.TORNAGHI	38.941	34 F.MALVESTITI	46.057	9	3 BD Racing	2:08.884 2:09.003 (4)
10	18 D.GAGGIANESI	44.136	3 A.GIROTTI	38.975	23 A.NASKA	46.083	10	34 Italcara Motorsport	G 2:08.939 2:09.468 (11)
11	48 N.SCHILEO	44.223	48 N.SCHILEO	39.003	43 I.ROCCA	46.110	11	48 GT Talent	G 2:09.161 2:09.332 (9)
12	59 G.TOPELLI	44.338	34 F.MALVESTITI	39.015	86 J.LAMBRUGH	46.142	12	23 GRT Motorsport	2:09.182 2:09.502 (12)
13	110 A.CREMONA	44.407	56 G.ORLANDI	39.041	111 M.MAKAROVSKII	46.166	13	90 GT Talent	G 2:09.202 2:09.294 (8)
14	25 G.FORENZI	44.513	23 A.NASKA	39.184	115 A.FERLONI	46.190	14	56 Costa Ovest	2:09.806 2:10.072 (15)
15	56 G.ORLANDI	44.524	64 T.LAISNE	39.515	56 G.ORLANDI	46.241	15	115 DC Racing	2:10.223 2:09.699 (13)
16	90 P.DEMARCO	44.581	57 A.ROSSETTI	39.831	1 F.TORNAGHI	46.241	16	111 One Racing	S 2:10.853 2:10.892 (16)
17	57 A.ROSSETTI	44.609	80 D.MEDICI	39.876	57 A.ROSSETTI	46.553	17	64 MV2S	G 2:10.943 2:11.197 (18)
18	111 M.MAKAROVSKII	44.784	111 M.MAKAROVSKII	39.903	64 T.LAISNE	46.556	18	57 Costa Ovest	2:10.993 2:11.171 (17)
19	64 T.LAISNE	44.872	115 A.FERLONI	39.949	87 N.M	46.581	19	110 DC Racing	2:11.493 2:11.620 (19)
20	87 N.M	44.955	87 N.M	40.116	110 A.CREMONA	46.648	20	87 DC Racing	2:11.652 2:11.659 (20)
21	19 P.CARDINALE	45.263	19 P.CARDINALE	40.339	83 M.ZANZOTTERA	47.181	21	19 GRT Motorsport	2:12.857 2:12.857 (21)
22	83 M.ZANZOTTERA	45.737	110 A.CREMONA	40.438	19 P.CARDINALE	47.255	22	80 GRT Motorsport	G 2:13.289 2:13.289 (22)
23	80 D.MEDICI	45.823	83 M.ZANZOTTERA	40.574	80 D.MEDICI	47.590	23	83 DC Racing	G 2:13.492 2:13.504 (23)
24	20 M.MENEGHIN	46.284	20 M.MENEGHIN	41.493	20 M.MENEGHIN	48.498	24	20 Not Only Motorsport	J 2:16.275 2:16.362 (24)
25	2 G.SCARABEL	47.376	2 G.SCARABEL	42.406	2 G.SCARABEL	48.950	25	2 BD Racing	J 2:18.732 2:19.459 (25)



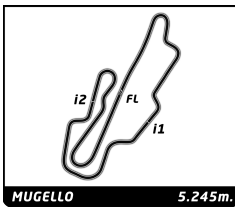
## Mitjet Italia Racing Serie

### Mugello Racing Weekend

#### Race 1

#### Best Top Speed

Team	Car	Class	Top Speed Driver	Top 1		Top 2		Top 3		Top 4		Top 5		
				Kph	Lap	Kph	Lap	Kph	Lap	Kph	Lap	Kph	Lap	Avg
3	BD Racing		A. GIROTTI	212.8	6	210.7	5	209.1	7	205.5	4	165.2	2	200,7
25	Wolffhound	J	G. FORENZI	211.1	5	209.9	7	209.5	6	202.5	4	165.2	2	199,6
34	Italcar Motorsport	G	F. MALVESTITI	211.1	6	209.5	4	209.1	5	207.9	7	165.0	2	200,5
18	GRT Motorsport	G	D. GAGGIANESI	209.9	6	208.7	7	207.1	5	204.0	4	168.0	2	199,5
48	GT Talent	G	N. SCHILEO	209.5	6	208.3	5	206.7	7	199.9	4	163.5	2	197,6
57	Costa Ovest		A. ROSSETTI	209.5	4	209.1	5	206.7	6	206.3	7	173.4	2	201,0
23	GRT Motorsport		A. NASKA	208.7	6	206.3	5	206.3	7	198.4	4	164.5	2	196,8
64	MV2S	G	T. LAISNE	208.7	4	204.0	5	202.1	6	201.0	7	175.1	2	198,2
110	DC Racing		A. CREMONA	208.7	5	208.3	6	205.1	7	204.0	4	163.2	2	197,9
111	One Racing	S	M. MAKAROVSKII	208.7	7	207.5	6	206.7	5	206.3	4	178.2	2	201,5
115	DC Racing		A. FERLONI	207.9	5	206.3	4	205.9	6	202.5	7	164.7	2	197,5
43	GRT Motorsport		I. ROCCA	207.5	5	206.3	4	202.8	6	202.5	7	166.2	2	197,1
53	GT Talent	J	G. PEDRINI	207.5	4	207.1	6	206.7	5	200.6	7	167.0	2	197,8
59	Costa Ovest		G. TORELLI	207.5	7	207.1	5	205.5	6	195.9	4	164.7	2	196,1
56	Costa Ovest		G. ORLANDI	205.9	4	205.5	7	203.2	5	199.1	6	159.2	2	194,6
87	DC Racing		N.M	205.9	5	204.0	6	201.7	4	201.7	7	161.5	2	195,0
90	GT Talent	G	P. DEMARCO	205.5	6	203.6	5	203.2	7	198.0	4	167.0	2	195,5
13	Set Up		S. MONFORTE	204.7	6	204.0	5	201.7	4	167.5	2	118.4	3	179,3
86	DC Racing		J. LAMBRUGHU	204.4	6	202.1	4	201.3	5	167.3	2	138.5	7	182,7
83	DC Racing	G	M. ZANZOTTERA	204.0	4	200.6	6	200.6	7	199.5	5	155.8	2	192,1
1	Not Only Motorsport	J	F. TORNAGHI	203.6	5	203.2	3	202.5	4	201.3	6	166.0	2	195,3
19	GRT Motorsport		P. CARDINALE	201.7	5	200.6	4	200.2	6	199.5	7	173.7	2	195,1
80	GRT Motorsport	G	D. MEDICI	199.5	6	195.9	5	195.5	7	193.8	4	190.7	8	195,1
2	BD Racing	J	G. SCARABEL	199.1	5	198.8	6	198.4	8	197.7	7	195.9	4	198,0
20	Not Only Motorsport	J	M. MENEGHIN	198.0	4	196.2	5	196.2	6	192.4	7	189.4	8	194,4
58	Costa Ovest	G												



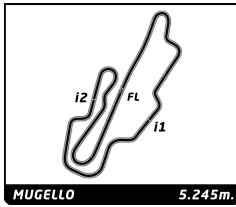
## Mitjet Italia Racing Serie

### Mugello Racing Weekend

#### Race 1

#### Leader Sequence by Class

No	Team	Car	Start Lap	End Lap	Laps	Total Laps
23	GRT Motorsport	MITJET 2L	1	3	3	3
59	Costa Ovest	MITJET 2L	4	8	5	5
<b>G</b>						
90	GT Talent	MITJET 2L	1	8	8	8
<b>J</b>						
25	Wolfhound	MITJET 2L	1	8	8	8
<b>S</b>						
111	One Racing	MITJET 2L	1	8	8	8



## Mitjet Italia Racing Serie

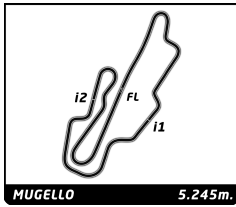
### Mugello Racing Weekend

#### Race 1

#### Fastest Lap Sequence

Elapsed	No Team	Car	Class	Driver	Time	Kph	Lap
6:16.396	90 GT Talent	MITJET 2L	G	Pier Andrea DEMARCO	<b>2:44.073</b>	115.1	2
11:49.100	90 GT Talent	MITJET 2L	G	Pier Andrea DEMARCO	<b>2:09.400</b>	145.9	4
11:49.749	25 Wolfhound	MITJET 2L	J	Giuseppe FORENZI	<b>2:09.384</b>	145.9	4
13:58.474	90 GT Talent	MITJET 2L	G	Pier Andrea DEMARCO	<b>2:09.374</b>	145.9	5
13:58.537	59 Costa Ovest	MITJET 2L		Gabriele TORELLI	<b>2:09.165</b>	146.2	5
13:59.489	18 GRT Motorsport	MITJET 2L	G	Davide GAGGIANESI	<b>2:09.082</b>	146.3	5
14:00.478	86 DC Racing	MITJET 2L		Jody LAMBRUGHY	<b>2:08.928</b>	146.5	5
16:12.189	43 GRT Motorsport	MITJET 2L		Ian ROCCA	<b>2:08.854</b>	146.5	6





## Mitjet Italia Racing Serie

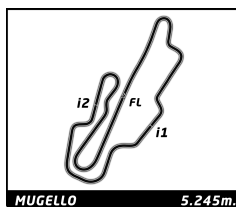
### Mugello Racing Weekend

#### Race 1

#### Analysis by lap

Lapped  

No	Lap Time	Gap	No	Lap Time	Gap	No	Lap Time	Gap	No	Lap Time	Gap	No	Lap Time	Gap
<b>Lap 1</b>														
90	3:32.323	0.000	59	3:22.152	0.268	13	2:09.272	2.451	34	2:32.708	6.283	115	2:28.807	6.784
23	3:32.655	0.332	25	3:21.705	0.665	53	2:09.036	3.069	23	2:28.728	7.235	56	2:29.619	7.805
59	3:32.895	0.572	18	3:21.208	0.914	43	2:09.633	4.861	56	2:29.619	7.805	64	2:28.142	8.197
25	3:33.284	0.961	86	3:20.987	1.221	48	2:10.588	5.335	57	2:27.992	9.168	57	2:27.992	9.168
18	3:33.530	1.207	13	3:19.732	1.918	34	2:09.468	5.909	110	2:27.359	9.263	110	2:27.359	9.263
1	3:33.735	1.412	48	3:19.460	1.998	3	2:09.385	6.079	111	2:27.611	10.310	111	2:27.611	10.310
86	3:34.008	1.685	53	3:18.628	2.361	56	2:11.922	10.756	87	2:26.579	11.283	87	2:26.579	11.283
53	3:34.289	1.966	43	3:18.712	2.985	115	2:11.558	10.920	<span style="background-color: #000080; color: white;">1</span>	2:21.924	1 Lap	<span style="background-color: #000080; color: white;">1</span>	2:21.924	1 Lap
48	3:34.509	2.186	34	3:19.017	4.132	64	2:13.289	11.500	83	2:21.107	13.895	83	2:21.107	13.895
13	3:34.640	2.317	64	3:18.421	4.323	23	2:10.959	11.647	19	2:19.129	15.179	19	2:19.129	15.179
43	3:34.958	2.635	3	3:18.063	5.133	57	2:13.147	12.647	86	2:25.666	15.613	86	2:25.666	15.613
34	3:35.377	3.054	57	3:17.979	5.537	110	2:13.118	12.926	20	2:20.603	23.628	20	2:20.603	23.628
56	3:35.555	3.232	56	3:17.391	5.859	111	2:11.723	14.449	80	2:13.289	23.832	80	2:13.289	23.832
110	3:35.620	3.297	110	3:17.811	6.601	87	2:12.437	15.687	2	2:19.459	33.981	2	2:19.459	33.981
115	3:35.889	3.566	115	3:17.947	7.165	83	2:14.788	21.926	<b>Lap 8</b>					
64	3:36.017	3.694	111	3:17.977	8.243	<span style="background-color: #000080; color: white;">1</span>	2:16.882	1 Lap	59	3:27.422				
3	3:36.168	3.845	80	3:18.744	9.257	19	2:16.690	25.835	90	3:26.902	0.421			
57	3:36.329	4.006	87	3:18.235	9.263	20	2:16.362	27.754	18	3:26.730	0.625			
83	3:36.715	4.392	83	3:17.800	10.355	2	2:20.950	36.952	25	3:28.578	3.235			
87	3:36.837	4.514	19	3:18.866	12.328	80	2:31.122	38.287	53	3:27.447	3.451			
19	3:37.320	4.997	20	3:18.930	13.225	<b>Lap 6</b>			43	3:27.330	3.886			
80	3:37.480	5.157	2	3:18.087	13.481	90	2:09.294		48	3:26.828	4.369			
111	3:38.261	5.938	<span style="background-color: #000080; color: white;">1</span>	6:19.974	1 Lap	59	2:09.561	0.330	3	3:26.341	4.592			
20	3:38.307	5.984	<b>Lap 4</b>			25	2:09.456	0.890	57	3:23.368	5.114			
2	3:38.951	6.628	90	2:09.400		18	2:09.326	1.047	34	3:26.460	5.321			
<b>Lap 2</b>														
90	2:44.073		59	2:09.404	0.272	13	2:09.554	2.711	115	3:26.507	5.869			
23	2:44.475	0.734	25	2:09.384	0.649	53	2:08.979	2.754	23	3:26.438	6.251			
59	2:44.921	1.420	18	2:09.793	1.307	43	2:08.854	4.421	87	3:22.607	6.468			
25	2:45.376	2.264	86	2:10.629	2.450	48	2:09.332	5.373	111	3:23.645	6.533			
18	2:45.876	3.010	13	2:10.035	2.553	3	2:09.003	5.788	56	3:26.187	6.570			
86	2:45.926	3.538	53	2:10.446	3.407	34	2:10.308	6.923	64	3:26.379	7.154			
13	2:47.246	5.490	48	2:11.523	4.121	115	2:09.699	11.325	110	3:25.547	7.388			
48	2:47.729	5.842	43	2:11.017	4.602	56	2:10.072	11.534	<span style="background-color: #000080; color: white;">1</span>	3:24.049	1 Lap			
53	2:49.144	7.037	34	2:11.083	5.815	23	2:09.502	11.855	83	3:22.077	8.550			
43	2:49.015	7.577	3	2:10.335	6.068	64	2:11.197	13.403	19	3:21.380	9.137			
34	2:49.438	8.419	64	2:12.662	7.585	57	2:11.171	14.524	2	3:03.189	9.748			
64	2:49.585	9.206	56	2:11.749	8.208	110	2:11.620	15.252	20	3:13.689	9.895			
3	2:50.602	10.374	115	2:10.971	8.736	111	2:10.892	16.047	86	3:21.818	10.009			
57	2:50.929	10.862	57	2:12.737	8.874	87	2:11.659	18.052	80	3:13.643	10.053			
56	2:52.613	11.772	110	2:11.981	9.182	<span style="background-color: #000080; color: white;">1</span>	2:09.734	1 Lap	<b>Lap 7</b>					
110	2:52.870	12.094	23	2:19.274	10.062	86	2:30.585	23.295	59	2:33.018				
115	2:53.029	12.522	111	2:13.257	12.100	83	2:13.504	26.136	90	2:34.289	0.941			
111	2:51.705	13.570	87	2:12.761	12.624	19	2:12.857	29.398	18	2:33.618	1.317			
80	2:52.733	13.817	<span style="background-color: #000080; color: white;">1</span>	2:10.658	1 Lap	20	2:17.913	36.373	25	2:34.537	2.079			
87	2:53.891	14.332	83	2:15.557	16.512	80	2:14.898	43.891	53	2:34.020	3.426			
83	2:55.540	15.859	80	2:16.682	16.539	2	2:20.212	47.870	43	2:32.905	3.978			
19	2:55.842	16.766	19	2:15.591	18.519	<b>Lap 5</b>			48	2:32.938	4.963			
20	2:55.688	17.599	20	2:16.941	20.766	90	2:09.374		3	2:33.233	5.673			
2	2:56.143	18.698	2	2:21.295	25.376	59	2:09.165	0.063	<b>Lap 3</b>					
<b>Lap 3</b>														
90	3:23.304		25	2:09.453	0.728	18	2:09.082	1.015	90	3:23.304				
23	3:22.758	0.188	86	2:08.928	2.004	86	2:08.928	2.004	23	3:22.758	0.188			



# Mitjet Italia Racing Serie

## Mugello Racing Weekend

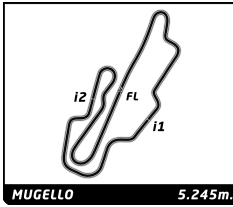
### Race 1

### Sector Analysis

— Invalidated Lap    ■ Personal Best    ■ Session Best    B Crossing the pit lane

Lap	Time	Sector 1	Sector 2	Sector 3	T.Sp	Elapsed	Lap	Time	Sector 1	Sector 2	Sector 3	T.Sp	Elapsed		
<b>1</b> Not Only Motorsport 1.Filippo TORNAGHI							MITJET 2L	8	3:26.730	1:10.414	1:01.474	1:14.842	114.7	22:09.163	
							J	<b>19</b> GRT Motorsport 1.Pascal CARDINALE							MITJET 2L
1	3:33.735	1:18.142	1:02.276	1:13.317		3:33.735	1	3:37.320	1:38.577	55.883	1:02.860		3:37.320		
2	6:19.974	4:36.179	45.838	57.957	166.0	9:53.709	2	2:55.842	51.660	50.734	1:13.448	173.7	6:33.162		
3	2:10.658	45.021	38.955	46.682	203.2	12:04.367	3	3:18.866	1:14.292	1:05.517	59.057	126.4	9:52.028		
4	2:16.882	<b>43.587</b>	47.054	<b>46.241</b>	202.5	14:21.249	4	2:15.591	46.505	41.235	47.851	200.6	12:07.619		
5	<b>2:09.734</b>	44.462	<b>38.941</b>	46.331	203.6	16:30.983	5	2:16.690	45.750	43.073	47.867	201.7	14:24.309		
6	2:21.924	44.151	39.298	58.475	201.3	18:52.907	6	<b>2:12.857</b>	<b>45.263</b>	<b>40.339</b>	<b>47.255</b>	200.2	16:37.166		
7	3:24.049	1:10.846	1:01.545	1:11.658	127.0	22:16.956	7	2:19.129	46.035	42.365	50.729	199.5	18:56.295		
<b>2</b> BD Racing 1.Gherardo SCARABEL							MITJET 2L	8	3:21.380	1:09.985	1:01.722	1:09.673	114.7	22:17.675	
							J	<b>20</b> Not Only Motorsport 1.Maia MENEGHIN							MITJET 2L
1	3:38.951	1:49.913	50.304	58.734		3:38.951	1	3:38.307	1:49.055	50.108	59.144		3:38.307		
2	2:56.143	51.791	50.843	1:13.509	178.2	6:35.094	2	2:55.688	51.496	50.659	1:13.533	174.5	6:33.995		
3	3:18.087	1:14.290	1:05.268	58.529	130.2	9:53.181	3	3:18.930	1:14.351	1:05.566	59.013	131.0	9:52.925		
4	2:21.295	48.307	43.021	49.967	195.9	12:14.476	4	2:16.941	46.695	41.748	<b>48.498</b>	198.0	12:09.866		
5	2:20.950	<b>47.376</b>	44.025	49.549	199.1	14:35.426	5	<b>2:16.362</b>	<b>46.284</b>	<b>41.493</b>	48.585	196.2	14:26.228		
6	2:20.212	48.398	<b>42.406</b>	49.408	198.8	16:55.638	6	2:17.913	46.385	42.727	48.801	196.2	16:44.141		
7	<b>2:19.459</b>	47.604	42.905	<b>48.950</b>	197.7	19:15.097	7	2:20.603	47.810	43.563	49.230	192.4	19:04.744		
8	3:03.189	53.114	1:01.841	1:08.234	198.4	22:18.286	8	3:13.689	1:02.641	1:01.688	1:09.360	189.4	22:18.433		
<b>3</b> BD Racing 1.Alessandro GIROTTI 2.Rosario MESSINA							MITJET 2L	<b>23</b> GRT Motorsport 1.Alberto NASKA							MITJET 2L
1	3:36.168	1:34.346	56.370	1:05.452		3:36.168	1	3:32.655	1:14.858	1:02.582	1:15.215		3:32.655		
2	2:50.602	50.140	47.881	1:12.581	165.2	6:26.770	2	2:44.475	47.716	47.329	1:09.430	164.5	6:17.130		
3	3:18.063	1:13.896	1:05.531	58.636	130.8	9:44.833	3	3:22.758	1:15.386	1:06.615	1:00.757	103.5	9:39.888		
4	2:10.335	44.987	39.326	46.022	205.5	11:55.168	4	2:19.274	53.603	39.588	<b>46.083</b>	198.4	11:59.162		
5	2:09.385	<b>44.021</b>	39.343	46.021	210.7	14:04.553	5	2:10.959	44.469	40.377	46.113	206.3	14:10.121		
6	<b>2:09.003</b>	44.140	<b>38.975</b>	<b>45.888</b>	212.8	16:13.556	6	<b>2:09.502</b>	<b>43.915</b>	<b>39.184</b>	46.403	208.7	16:19.623		
7	2:33.233	44.411	43.578	1:05.244	209.1	18:46.789	7	2:28.728	44.796	42.253	1:01.679	206.3	18:48.351		
8	3:26.341	1:10.120	1:01.373	1:14.848	106.5	22:13.130	8	3:26.438	1:10.428	1:01.405	1:14.605	128.4	22:14.789		
<b>13</b> Set Up 1.Simone MONFORTE 2.Alessandro DE PASE							MITJET 2L	<b>25</b> Wolfhound 1.Giuseppe FORENZI 2.Gabriel MORETTO							MITJET 2L
1	3:34.640	1:21.412	1:02.843	1:10.385		3:34.640	1	3:33.284	1:16.667	1:02.418	1:14.199		3:33.284		
2	2:47.246	48.724	47.407	1:11.115	167.5	6:21.886	2	2:45.376	48.446	47.105	1:09.825	165.2	6:18.660		
3	3:19.732	1:14.411	1:06.283	59.038	118.4	9:41.618	3	3:21.705	1:15.544	1:05.993	1:00.168	99.4	9:40.365		
4	2:10.035	45.442	<b>38.812</b>	<b>45.781</b>	201.7	11:51.653	4	<b>2:09.384</b>	45.199	<b>38.600</b>	<b>45.585</b>	202.5	11:49.749		
5	<b>2:09.272</b>	44.124	38.967	46.181	204.0	14:00.925	5	2:09.453	44.542	39.170	45.741	211.1	13:59.202		
6	2:09.554	<b>43.878</b>	39.222	46.454	204.7	16:10.479	6	2:09.456	44.811	38.917	45.728	209.5	16:08.658		
							G	7	2:34.537	<b>44.513</b>	42.985	1:07.039	209.9	18:43.195	
								8	3:28.578	1:10.604	1:01.540	1:16.434	102.5	22:11.773	
<b>18</b> GRT Motorsport 1.Davide GAGGIANESI							MITJET 2L	<b>34</b> Italcara Motorsport 1.Francesco MALVESTITI 2.Simone FORNASARI							MITJET 2L
1	3:33.530	1:17.111	1:02.538	1:13.881		3:33.530	1	3:35.377	1:23.256	1:02.976	1:09.145		3:35.377		
2	2:45.876	48.498	47.349	1:10.029	168.0	6:19.406	2	2:49.438	50.627	47.031	1:11.780	165.0	6:24.815		
3	3:21.208	1:15.437	1:06.067	59.704	91.0	9:40.614	3	3:19.017	1:14.340	1:06.029	58.648	126.7	9:43.832		
4	2:09.793	45.369	<b>38.767</b>	45.657	204.0	11:50.407									
5	<b>2:09.082</b>	<b>44.136</b>	39.312	<b>45.634</b>	207.1	13:59.489									
6	2:09.326	44.694	38.974	45.658	209.9	16:08.815									
7	2:33.618	44.446	42.318	1:06.854	208.7	18:42.433									





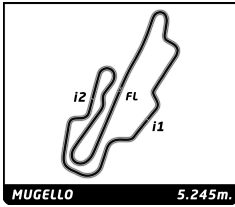
# Mitjet Italia Racing Serie

## Mugello Racing Weekend

### Race 1

## Sector Analysis

Legend: <span style="color: grey;">—</span> Invalidated Lap <span style="color: green;">■</span> Personal Best <span style="color: purple;">■</span> Session Best <span style="color: blue;">■</span> B Crossing the pit lane													
Lap	Time	Sector 1	Sector 2	Sector 3	T.Sp	Elapsed	Lap	Time	Sector 1	Sector 2	Sector 3	T.Sp	Elapsed
<b>86</b> DC Racing 1. Jody LAMBRUGHI MITJET 2L							1	3:38.261	1:45.375	52.655	1:00.231		3:38.261
5	2:14.788	<b>45.737</b>	41.651	47.400	199.5	14:20.400	2	2:51.705	50.347	46.805	1:14.553	178.2	6:29.966
6	<b>2:13.504</b>	45.749	<b>40.574</b>	<b>47.181</b>	200.6	16:33.904	3	3:17.977	1:13.916	1:05.559	58.502	148.9	9:47.943
7	2:21.107	46.467	42.348	52.292	200.6	18:55.011	4	2:13.257	46.280	40.521	46.456	206.3	12:01.200
8	3:22.077	1:09.693	1:01.869	1:10.515	120.3	22:17.088	5	2:11.723	45.097	40.460	<b>46.166</b>	206.7	14:12.923
1	3:34.008	1:18.646	1:03.045	1:12.317		3:34.008	6	<b>2:10.892</b>	<b>44.784</b>	<b>39.903</b>	46.205	207.5	16:23.815
2	2:45.926	49.100	47.087	1:09.739	167.3	6:19.934	7	2:27.611	44.865	42.928	59.818	208.7	18:51.426
3	3:20.987	1:15.607	1:05.886	59.494	87.8	9:40.921	8	3:23.645	1:10.402	1:01.590	1:11.653	129.4	22:15.071
4	2:10.629	45.454	39.033	<b>46.142</b>	202.1	11:51.550	1	3:35.889	1:26.029	1:02.643	1:07.217		3:35.889
5	<b>2:08.928</b>	<b>43.837</b>	<b>38.904</b>	46.187	201.3	14:00.478	2	2:53.029	51.296	49.111	1:12.622	164.7	6:28.918
6	2:30.585	B 43.948	39.485	1:07.152	204.4	16:31.063	3	3:17.947	1:14.377	1:05.107	58.463	140.1	9:46.865
7	2:25.666	52.585	42.093	50.988	138.5	18:56.729	4	2:10.971	44.832	<b>39.949</b>	<b>46.190</b>	206.3	11:57.836
8	3:21.818	1:10.035	1:01.859	1:09.924	111.4	22:18.547	5	2:11.558	44.799	40.233	46.526	207.9	14:09.394
<b>87</b> DC Racing 1. N.M MITJET 2L							6	<b>2:09.699</b>	<b>44.084</b>			205.9	16:19.093
1	3:36.837	1:35.676	56.873	1:04.288		3:36.837	7	2:28.807	45.100	41.924	1:01.783	202.5	18:47.900
2	2:53.891	50.594	49.403	1:13.894	161.5	6:30.728	8	3:26.507	1:10.314	1:01.392	1:14.801	107.0	22:14.407
3	3:18.235	1:14.576	1:05.310	58.349	138.3	9:48.963	1	3:32.323	1:14.233	1:02.605	1:15.485		3:32.323
4	2:12.761	45.742	40.438	<b>46.581</b>	201.7	12:01.724	2	2:44.073	47.413	47.289	1:09.371	167.0	6:16.396
5	2:12.437	45.131	40.259	47.047	205.9	14:14.161	3	3:23.304	1:15.354	1:06.455	1:01.495	106.6	9:39.700
6	<b>2:11.659</b>	<b>44.955</b>	<b>40.116</b>	46.588	204.0	16:25.820	4	2:09.400	44.657	<b>38.711</b>	46.032	198.0	11:49.100
7	2:26.579	45.164	41.380	1:00.035	201.7	18:52.399	5	2:09.374	44.629	38.835	<b>45.910</b>	203.6	13:58.474
8	3:22.607	1:10.296	1:01.588	1:10.723	135.7	22:15.006	6	<b>2:09.294</b>	<b>44.581</b>	38.756	45.957	205.5	16:07.768
<b>90</b> GT Talent 1. Pier Andrea DEMARCO MITJET 2L G							7	2:34.289	45.123	42.392	1:06.774	203.2	18:42.057
1	3:32.323	1:14.233	1:02.605	1:15.485		3:32.323	8	3:26.902	1:10.399	1:01.533	1:14.970	112.5	22:08.959
2	2:44.073	47.413	47.289	1:09.371	167.0	6:16.396	1	3:35.620	1:25.388	1:02.619	1:07.613		3:35.620
3	3:23.304	1:15.354	1:06.455	1:01.495	106.6	9:39.700	2	2:52.870	51.349	48.925	1:12.596	163.2	6:28.490
4	2:09.400	44.657	<b>38.711</b>	46.032	198.0	11:49.100	3	3:17.811	1:14.292	1:05.066	58.453	147.5	9:46.301
5	2:09.374	44.629	38.835	<b>45.910</b>	203.6	13:58.474	4	2:11.981	44.895	<b>40.438</b>	<b>46.648</b>	204.0	11:58.282
6	<b>2:09.294</b>	<b>44.581</b>	38.756	45.957	205.5	16:07.768	5	2:13.118	45.154	41.240	46.724	208.7	14:11.400
7	2:34.289	45.123	42.392	1:06.774	203.2	18:42.057	6	<b>2:11.620</b>	44.644			208.3	16:23.020
8	3:26.902	1:10.399	1:01.533	1:14.970	112.5	22:08.959	7	2:27.359	<b>44.407</b>	42.673	1:00.279	205.1	18:50.379
<b>110</b> DC Racing 1. Alessandro CREMONA MITJET 2L							8	3:25.547	1:10.893	1:01.295	1:13.359	132.6	22:15.926
1	3:35.620	1:25.388	1:02.619	1:07.613		3:35.620	1	3:35.620	1:25.388	1:02.619	1:07.613		3:35.620
2	2:52.870	51.349	48.925	1:12.596	163.2	6:28.490	2	2:52.870	51.349	48.925	1:12.596	163.2	6:28.490
3	3:17.811	1:14.292	1:05.066	58.453	147.5	9:46.301	3	3:17.811	1:14.292	1:05.066	58.453	147.5	9:46.301
4	2:11.981	44.895	<b>40.438</b>	<b>46.648</b>	204.0	11:58.282	4	2:11.981	44.895	<b>40.438</b>	<b>46.648</b>	204.0	11:58.282
5	2:13.118	45.154	41.240	46.724	208.7	14:11.400	5	2:13.118	45.154	41.240	46.724	208.7	14:11.400
6	<b>2:11.620</b>	44.644			208.3	16:23.020	6	<b>2:11.620</b>	44.644			208.3	16:23.020
7	2:27.359	<b>44.407</b>	42.673	1:00.279	205.1	18:50.379	7	2:27.359	<b>44.407</b>	42.673	1:00.279	205.1	18:50.379
8	3:25.547	1:10.893	1:01.295	1:13.359	132.6	22:15.926	8	3:25.547	1:10.893	1:01.295	1:13.359	132.6	22:15.926
<b>111</b> One Racing 1. Mikhail MAKAROVSKII MITJET 2L S							1	3:35.620	1:25.388	1:02.619	1:07.613		3:35.620


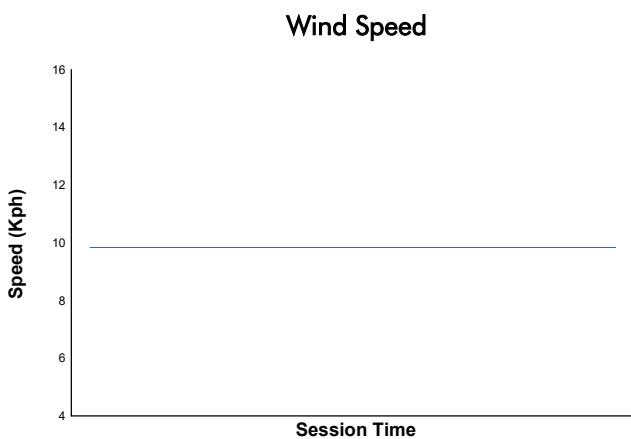
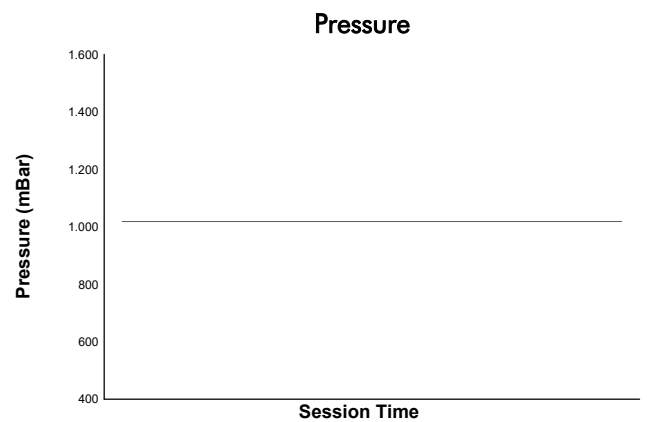
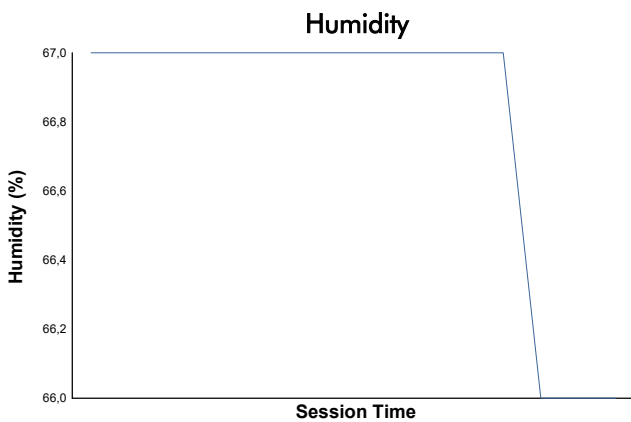
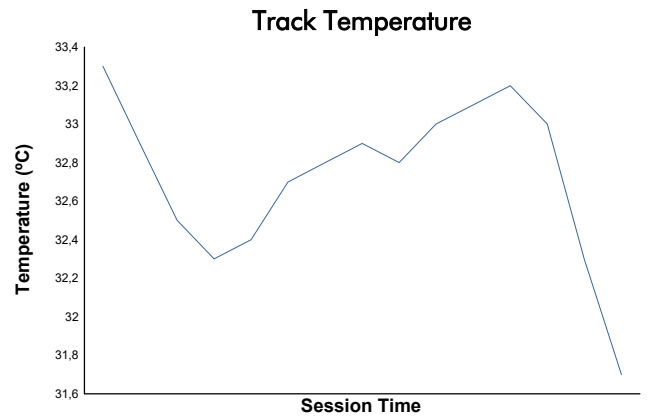
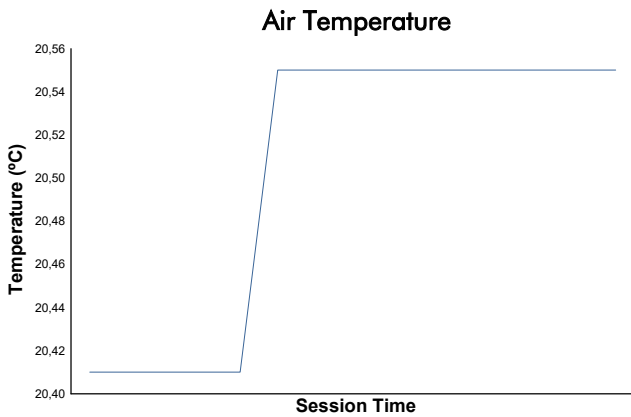


# Mitjet Italia Racing Serie

## Mugello Racing Weekend

### Race 1

## Weather Report



Track Status: **DRY**